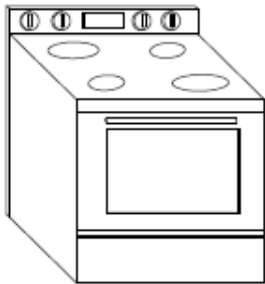



STANDARD OPENINGS

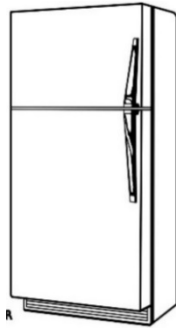
appliances to be installed after closing



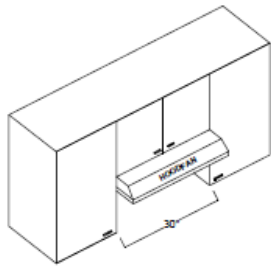
30”W Opening for
Freestanding Electric Range



24”W Opening for
Dishwasher




Approx. 36”W x 70”H
Opening for Freestanding
Fridge

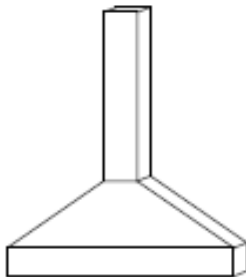


Under cabinet stainless steel
30”W Hood Fan w/6” Duct
(Included)

SPECIFICATION REQUIRED



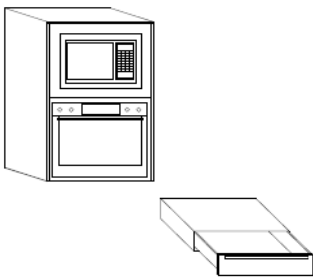
Slide-In Range
(Electric, Induction or Gas)



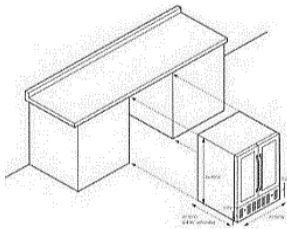
Chimney
Hood Fan
30”W or 36”W

BUILT-IN APPLIANCES

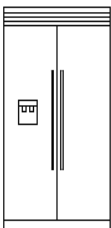
*These require additional lead time, please contact your Design Consultant a minimum of one week prior to your appointment to discuss available options, and any additional charges.



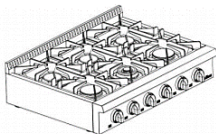
Built-In Microwave
and/or
Oven and/or Warming Drawer



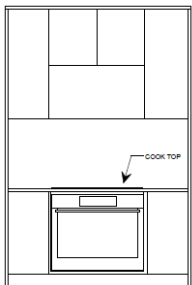
Other Built-In Appliances (coffee,
d/w or micro. drawer, beverage
fridge, etc.)



Built In Refrigerator



Cooktop
Or Rangetop



Combination built-in
cooktop with built-in
oven below

Not all features are available for every model or product type. Options subject to change without notice.